

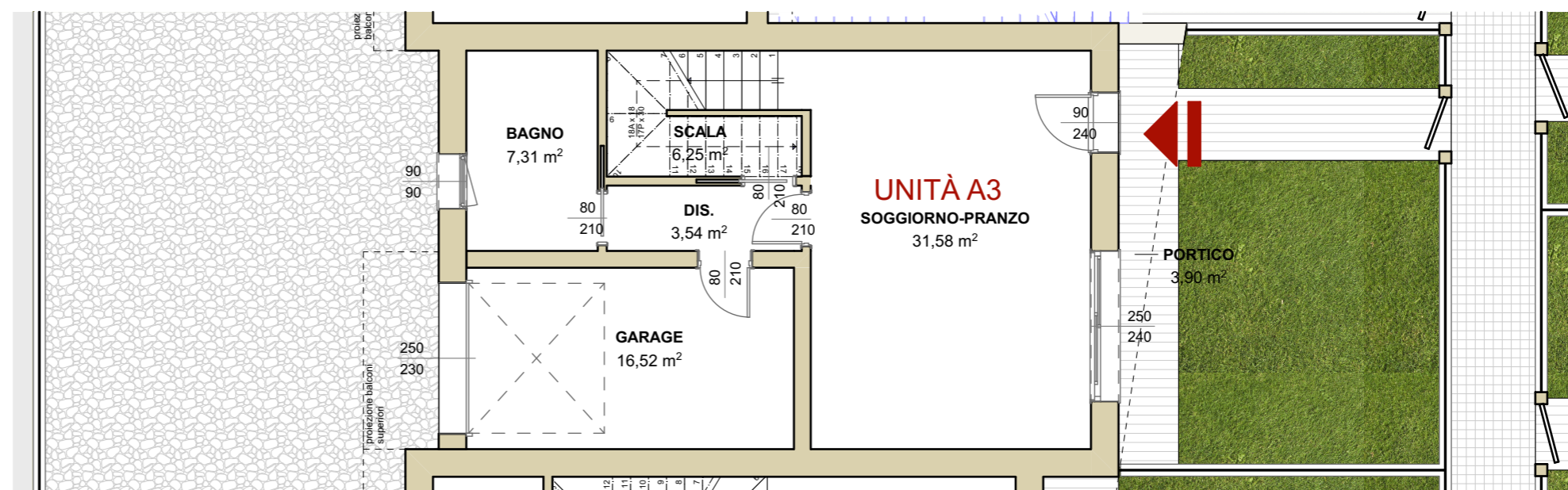


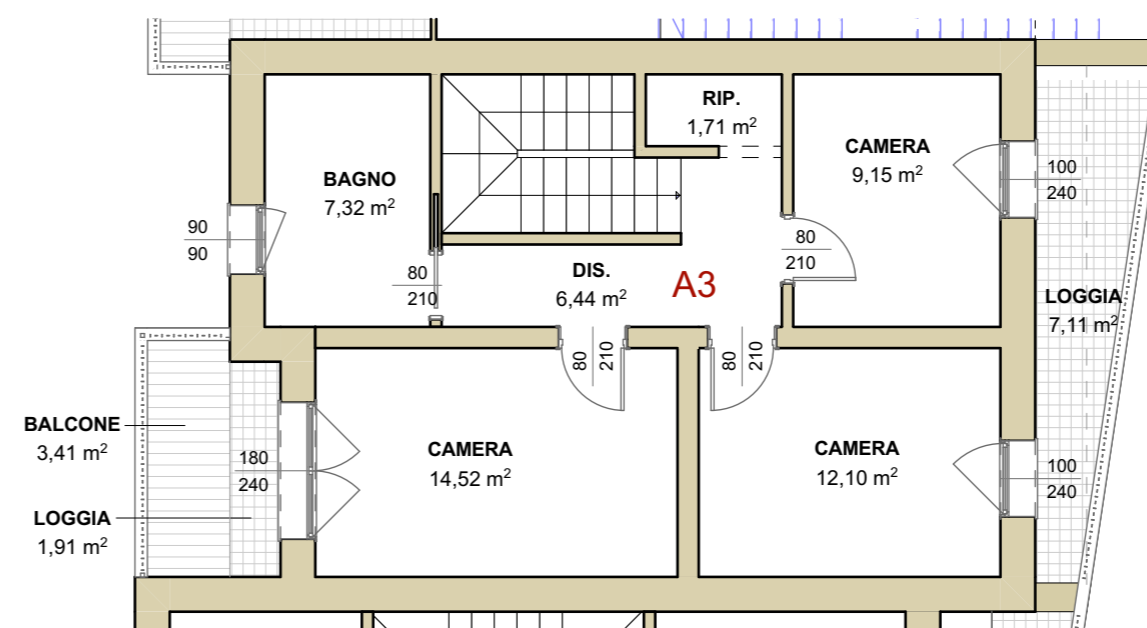
Unità A3



PIANO TERRA		PIANO PRIMO	
SOGGIORNO-PRANZO	31.58 mq	DISIMPEGNO	6.44 mq
DISIMPEGNO	3.54 mq	CAMERA MATRIMONIALE	14.52 mq
BAGNO	7.31 mq	CAMERETTA	12.10 mq
SCALA	6.25 mq	CAMERETTA	9.15 mq
		RIPOSTIGLIO	1.71 mq
GARAGE	16.52 mq	BAGNO	7.32 mq
PORTICO	3.90mq		
VERDE ESCLUSIVO	32.00mq	BALCONI E LOGGE	12.43 mq



PIANTA PIANO TERRA _ scala 1:100



PIANTA PIANO PRIMO_ scala 1:100